


Spray polyurethane foam Purios

Example of spray closed cell polyurethane foam applied on roof with ventilation chimney.
(waterproof membrane layer applied beneath foam insulation, apply foam and top coat also on chimney pipe, use metal flashing collar)

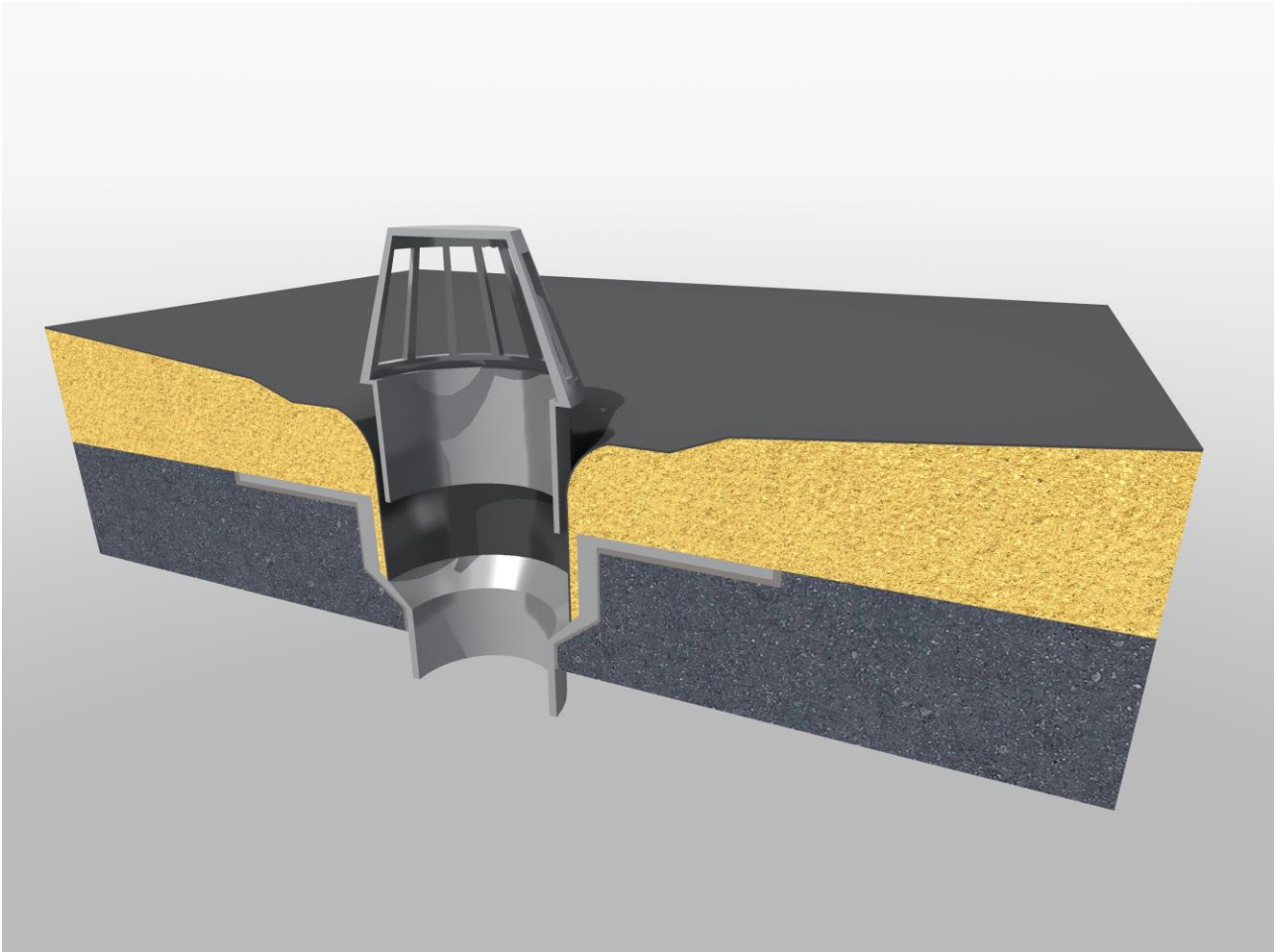


Description from top:

- Chimney rain cap
- Top coat – ponding water resistant and UV protection
- Thermal insulation - spray polyurethane foam Purios
- Primer and waterproofing insulation
- Structural slab

Spray polyurethane foam Purios

Example of spray closed cell polyurethane foam applied on roof with drain zone.
(waterproof membrane layer applied both beneath and on foam insulation, use waterproof system with special profiles to insulate roof drain)




Description from top:

- Leaf screen
- Top coat – ponding water resistant and UV protection
- Thermal insulation - spray polyurethane foam Purios
- Primer and waterproofing insulation
- Structural slab
- Roof drain outlet

Spray polyurethane foam insulation Purios

Example of spray closed cell polyurethane foam applied on roof with skylight.
(waterproof membrane layer applied beneath foam insulation, apply foam and top coat also on skylight edges)



Description from top:

- Top coat – ponding water resistant and UV protection
- Thermal insulation - spray polyurethane foam Purios
- Primer and waterproofing insulation
- Structural slab